

Election Summary Report



White County, Indiana
2024 General Election
INWHTG24
11/5/2024

E- # OF Election Day	4443	NUMBER OF PRECINCTS:	19
A- # OF Paper Absentee	553	# OF PRECINCTS REPORTED:	19
W- # OF Walk-In Absentee	6275	# OF PRECINCTS NOT REPORTED:	0
	PUBLIC COUNT: 11271	# OF PRECINCTS INCOMPLETE:	0
	VOTER TURNOUT: 66.16%	# OF EQUIPMENT PROGRAMMED:	47
	REGISTERED VOTERS: 17036	# OF EQUIPMENT REPORTED:	47

----- VOTES -----

E	A	W	TOTAL	%	
VOTE FOR 1					
VOTES= 10,333					
Public Question-Const Amendment					
2367	187	3060	5614	54.33%	Yes
1722	242	2755	4719	45.67%	No
VOTE FOR 1					
VOTES= 5,093					
Public Question-Twin Lakes					
478	82	1183	1743	34.22%	Yes
996	170	2184	3350	65.78%	No
VOTE FOR 1					
VOTES= 11,176					
President and Vice-President of the U.S.					
3388	250	4331	7969	71.30%	(R) Trump \ Vance
898	278	1769	2945	26.35%	(D) Harris \ Walz
41	8	40	89	0.80%	(L) Oliver \ Ter Maat
78	7	74	159	1.42%	(WTP) Kennedy Jr. \ Shanahan
4	2	8	14	0.13%	Write-In
VOTE FOR 1					
VOTES= 10,864					
United States Senator					
3258	279	4363	7900	72.72%	(R) Jim Banks
821	238	1591	2650	24.39%	(D) Valerie McCray
171	12	126	309	2.84%	(L) Andrew Horning
2	0	3	5	0.05%	Write-In
VOTE FOR 1					
VOTES= 10,929					
Governor And Lieutenant Governor					
2818	245	3884	6947	63.56%	(R) Braun \ Beckwith
1035	265	1869	3169	29.00%	(D) McCormick \ Goodin
446	18	346	810	7.41%	(L) Rainwater \ Hudson
1	0	2	3	0.03%	Write-In

----- VOTES -----					
E	A	W	TOTAL	%	
					VOTE FOR 1
VOTES= 10,960					Attorney General
3259	264	4317	7840	71.53%	(R) Todd Rokita
1041	260	1819	3120	28.47%	(D) Destiny Wells
					VOTE FOR 1
VOTES= 10,954					United States Representative District 4
3295	274	4420	7989	72.93%	(R) Jim Baird
745	239	1480	2464	22.49%	(D) Derrick Holder
256	20	224	500	4.56%	(L) Ashley Groff
0	0	1	1	0.01%	Write-In
					VOTE FOR 1
VOTES= 10,826					State Senator District 5
3320	270	4387	7977	73.68%	(R) Ed Charbonneau
935	245	1669	2849	26.32%	(D) Leslie Nuss Bamesberger
					VOTE FOR 1
VOTES= 137					State Representative District 13
52	2	50	104	75.91%	(R) Matthew (Matt) Commons
13	3	17	33	24.09%	(D) Edward (Ed) Moyer Jr.
					VOTE FOR 1
VOTES= 10,686					State Representative District 16
3378	287	4469	8134	76.12%	(R) Kendell Culp
808	221	1523	2552	23.88%	(D) Dennis Collins
					VOTE FOR 1
VOTES= 9,309					Judge of the Circuit Court 39th Circuit
3817	371	5121	9309	100.00%	(R) Jason A. Thompson
					VOTE FOR 1
VOTES= 9,246					County Treasurer
3756	369	5121	9246	100.00%	(R) Barbara Ann Nydegger
					VOTE FOR 1
VOTES= 9,161					County Commissioner District 1
3752	360	5049	9161	100.00%	(R) David L. Davis
					VOTE FOR 1
VOTES= 10,825					County Commissioner District 2
3368	295	4502	8165	75.43%	(R) Kaleb D. Pass
875	209	1576	2660	24.57%	(D) Darin Patrick Griesey
					VOTE FOR 3
VOTES= 19,815					County Council Member At Large
2175	206	3058	5439	27.45%	(REP) Art Anderson Jr
2246	222	3223	5691	28.72%	(REP) Matthew A. McKean
2174	247	3224	5645	28.49%	(REP) Joanne Mosher
1068	203	1769	3040	15.34%	(DEM) Ray Anderson Jr.


----- VOTES -----				
E	A	W	TOTAL	%
VOTE FOR 2				
Frontier SB At-Large				
(NP) Stephanie Laorange				
(NP) David Rosenbarger				
VOTE FOR 1				
North White SB Honey Creek Twp				
(NP) Scott E. Denton				
VOTE FOR 1				
North White SB Liberty Twp				
(NP) Carlene Hunt				
VOTE FOR 1				
North White SB Monon Twp				
(NP) James J (Jim) White				
VOTE FOR 1				
Pioneer SB Dist 1 - Cass Twp				
(NP) Alex S. Cosgray				
(NP) Chandra L Felker				
VOTE FOR 1				
Pioneer SB Dist 3 - Harrison Twp				
(NP) Dennis J. Herd				
VOTE FOR 1				
Pioneer SB Dist 5 - Noble Twp				
(NP) Lisa Ann Kesling				
(NP) Sean Thomas				
VOTE FOR 2				
Tri-Co SB At-Large				
(NP) Brandon (Brandi) Schemerhorn				
(NP) Frank Zussman				
VOTE FOR 1				
Tri-Co SB East District				
(NP) Jason Kilmer				
VOTE FOR 1				
Tri-Co SB West District				
(NP) Spencer James Geib				
VOTE FOR 1				
Twin Lakes SB District 2				
(NP) Becky O'Farrell				
VOTE FOR 1				
Twin Lakes SB District 3				
(NP) Jason A. Lingenfelter				


----- VOTES -----					
E	A	W	TOTAL	%	
					VOTE FOR 1
VOTES= 3,369					Twin Lakes SB District 4
1034	142	2193	3369	100.00%	(NP) Michael J True
					VOTE FOR 1
VOTES= 4,262					Twin Lakes SB At-Lg District 5
724	66	1395	2185	51.27%	(NP) Ryan David Hurd
554	106	1417	2077	48.73%	(NP) Charles J. Kubly
					VOTE FOR 1
VOTES= 9,335					IN Supreme Court-Rush
2726	248	3796	6770	72.52%	Yes
999	115	1451	2565	27.48%	No
					VOTE FOR 1
VOTES= 9,118					IN Supreme Court-Massa
2637	217	3607	6461	70.86%	Yes
1006	140	1511	2657	29.14%	No
					VOTE FOR 1
VOTES= 9,161					IN Supreme Court-Molter
2724	229	3684	6637	72.45%	Yes
960	119	1445	2524	27.55%	No
					VOTE FOR 1
VOTES= 9,147					Court of Appeals Dist 4-Pyle III
2692	228	3644	6564	71.76%	Yes
983	119	1481	2583	28.24%	No


Straight Party Votes

Party Name	Votes
Republican Party	3661
Democratic Party	790
Libertarian Party	2

End Of Report

 11-15-24
 Clerk/Secretary of Election Board Date

 11-15-24
 Election Board Chairman Date

 11-15-24
 Election Board Member Date